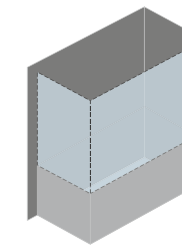
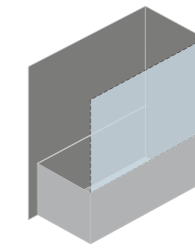
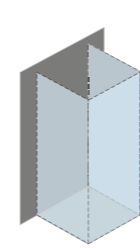
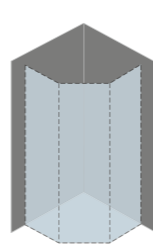
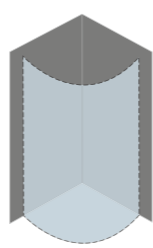
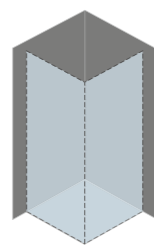
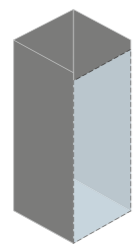


Indice tipologico
 Index par typologie
 Index per type
 Typologisches Verzeichnis
 Índice tipológico

index



tipologia	nicchia	angolo	angolo tondo	triangolo	parete	parete tonda	paretine	parete vasca 1 lato	parete vasca 2 lati
tiquadro	QN QM	QA+QA QA+QF QN+QG QM+QG	QT		QG+QM+QG QG+QA+QF		QN+QP QM+QP		
replay	RN RM	RA+RF RA+RA RM+RG RN+RG			RA+RF+RG		RV+RN RV+RM	SR	SR+SE
slide	VN V3 V4	VA+VA VQ+VF VN+VG V3+VG V4+VG			VA+VA+VG VG+VG+VF		VN+VP V3+VP V4+VP VP+VN+VP	BN B4 VR	
sintesi	SL SN SM	SA+SA SA+SF SN+SG SM+SG	ST SX SD SH	TRS	SF+SA+SG SG+SM+SG	SC	SP+SN SP+SM	SV PV	SV+SI
sk-in	SK SK+SZ SJ	SK SK+SZ SJ SK+SK SK+SK+SZ SJ+SJ S2+SK			SB SZ+SB+SZ S2+SK S2+SK+SZ S2+SJ				
in-out	IN1	IN2			IN3				
alibi	AL AD A2 A3 A4	AD+FD AP+AP AP+FP A2+FD A3+FD A4+FD	AT		FD+AD+FD		FV+AL FV+AD FV+A2 FV+A3 FV+A4	AV	
domino	PN AN	PN+FI AN+FI			FI+PN+FI FI+AN+FI		DV+PN DV+AN	NP	NP+SI
scorrevoli	9100 3100	9100+9300 9200 3100+3300 2200	LTD LS LH LD		9200+9300 2200+3300 9300+9100+9300			3100V	3300V+3100V